



City of Bowie

2614 Kenhill Drive
Bowie, Maryland 20715

MEMORANDUM

TO: David J. Deutsch, City Manager

FROM: The Board of Elections of the City of Bowie

SUBJECT: ELECTION RESULTS

Date: November 12, 2009


We, the undersigned Board of Supervisors of Elections, do hereby certify that the attached is a true and actual account for the Election of the City of Bowie, Maryland on Tuesday, November 3, 2009.


We, therefore, declare the following shall be the winners of this Election to be:

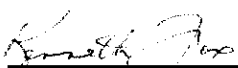
Mayor - G. Frederick Robinson		Number of Votes Cast: 4779
Councilmember - James Marcos	- District 1	Number of Votes Cast: 1331
Councilmember - Diane M. Polangin	- District 2	Number of Votes Cast: 1272
Councilmember - Todd M. Turner	- District 3	Number of Votes Cast: 771
Councilmember - Isaac C. Trough	- District 4	Number of Votes Cast: 963
Councilmember - Dennis Brady	- At-Large	Number of Votes Cast: 3972
Councilmember - Geraldine Valentino-Smith	- At-Large	Number of Votes Cast: 4512


A total of 5314 cast their votes at the Polls, and 210 persons voted absentee, making a total of 5524 voters casting votes in the November 3, 2009 City of Bowie Election. There are currently 39,636 voters registered on the County and City books, which makes a total of 13.94% of the registered voters casting their votes in the 2009 City Election.

Members of the Board of Elections



C. Brendan Bohan, Chairman



Louis F. D'Orsaneo


Kenneth Fox


Barba M. Koroina


Camilla M. Gaines, Vice Chairman


Irving Salzberg


Yolanda Jones

Attest:


Pamela A. Fleming, City Clerk

CITY OF BOWIE OFFICIAL ELECTION RESULTS 2009

MAYOR										
	1A	1B	2A	2B	3A	3B	4A	4B	TOTAL VOTES	% OF VOTES CAST
GRAHAM	42	118	67	201	66	47	55	55	651	11.92%
ABSENTEE VOTES	0	3	3	8	0	2	2	2	20	0.37%
TOTAL VOTES FOR GRAHAM	42	121	70	209	66	49	57	57	671	12.29%
ROBINSON	227	985	432	1276	379	335	675	280	4589	84.03%
ABSENTEE VOTES	12	38	14	68	9	19	26	4	190	3.48%
TOTAL VOTES FOR ROBINSON	239	1023	446	1344	388	354	701	284	4779	87.51%
TOTAL WRITE-INS FOR MAYOR	0	4	0	4	3	0	0	0	11	0.20%
TOTAL VOTES CAST IN RACE	281	1148	516	1557	457	403	758	341	5461	100.00%

COUNCILMEMBER AT-LARGE (2)										
	1A	1B	2A	2B	3A	3B	4A	4B	TOTAL VOTES	% OF VOTES CAST
BRADY	195	805	356	1082	290	259	573	251	3811	40.07%
ABSENTEE VOTES	9	30	13	59	9	14	24	3	161	1.69%
TOTAL VOTES FOR BRADY	204	835	369	1141	299	273	597	254	3972	41.77%
KENNEDY	52	180	104	253	92	72	143	84	980	10.30%
ABSENTEE VOTES	2	1	0	10	0	6	4	3	26	0.27%
TOTAL VOTES FOR KENNEDY	54	181	104	263	92	78	147	87	1006	10.58%
VALENTINO-SMITH	234	952	389	1228	383	310	591	251	4338	45.62%
ABSENTEE VOTES	12	40	15	69	8	12	16	2	174	1.83%
TOTAL VOTES FOR V.SMITH	246	992	404	1297	391	322	607	253	4512	47.44%
TOTAL WRITE-INS AT-LARGE	0	7	1	6	2	2	2	0	20	0.21%
TOTAL VOTES CAST IN RACE	504	2015	878	2707	784	675	1353	594	9510	100.00%

CITY OF BOWIE OFFICIAL ELECTION RESULTS 2009

COUNCILMEMBER DISTRICT 1					
	1A	1B		TOTAL VOTES	% OF VOTES CAST
MARCOS	253	1031		1284	95.54%
ABSENTEE VOTES	11	36		47	3.50%
TOTAL VOTES FOR MARCOS	264	1067		1331	99.03%
TOTAL WRITE-INS DISTRICT 1	2	11		13	0.97%
TOTAL VOTES CAST IN RACE	266	1078		1344	100.00%

COUNCILMEMBER DISTRICT 2					
	2A	2B		TOTAL VOTES	% OF VOTES CAST
MELLITS	183	561		744	36.26%
ABSENTEE VOTES	5	29		34	1.66%
TOTAL VOTES FOR MELLITS	188	590		778	37.91%
POLANGIN	315	898		1213	59.11%
ABSENTEE VOTES	11	48		59	2.88%
TOTAL VOTES FOR POLANGIN	326	946		1272	61.99%
TOTAL WRITE-INS DISTRICT 2	0	2		2	0.10%
TOTAL VOTES CAST IN RACE	514	1538		2052	100.00%

CITY OF BOWIE OFFICIAL ELECTION RESULTS 2009

COUNCILMAN DISTRICT 3					
	3A	3B		TOTAL VOTES	% OF VOTES CAST
TURNER	398	351		749	95.05%
ABSENTEE VOTES	9	13		22	2.79%
TOTAL VOTES FOR TURNER	407	364		771	97.84%
TOTAL WRITE-INS DISTRICT 3	8	9		17	2.16%
TOTAL VOTES CAST IN RACE	415	373		788	100.00%

COUNCILMAN DISTRICT 4					
	4A	4B		TOTAL VOTES	% OF VOTES CAST
TROUTH	607	329		936	95.80%
ABSENTEE VOTES	22	5		27	2.76%
TOTAL VOTES FOR TROUTH	629	334		963	98.57%
TOTAL WRITE-INS DISTRICT 4	12	2		14	1.43%
TOTAL VOTES CAST IN RACE	641	336		977	100.00%

CITY OF BOWIE OFFICIAL ELECTION RESULTS 2009

Summary of 2009 City Election

Total registered voters	39,636
Votes cast at polls	5314
Absentee ballots cast	<u>210</u>
Total votes cast	5,524
Percentage voting	13.94%

There were 77 write-in votes.
Those votes are included in totals
above.