




City of Bowie

2614 Kenhill Drive
Bowie, Maryland 20715

MEMORANDUM

TO: City Council

FROM: David J. Deutsch
City Manager 

SUBJECT: Police Department Update

DATE: February 18, 2010

At Monday night's Worksession, Chief Perez will provide a statistical report on the activities of the Bowie Police Department as well as other important issues. The attached data provides full-year reports for 2008 and 2009 as well as January 2010.

DJD/asf

Attachments

Year to Date Report
 (On scene Time- Dispatch Time-Incident Time)
 2008
 City of Bowie

NON-PRIORITY CALLS FOR SERVICE

	TOTAL CALLS	AVG. MIN. CALL HELD	AVG. RESPONSE TIME
JANUARY	1,777	6.4	6.6
FEBRUARY	1,711	6.6	7.2
MARCH	1,929	6.5	6.3
APRIL	1,931	6.1	6.2
MAY	2,262	5.6	6.2
JUNE	2,036	6.4	6.3
JULY	2,104	5.6	6.2
AUGUST	2,023	6.1	6.6
SEPTEMBER	1,961	5.9	5.8
OCTOBER	2,120	5.5	6.1
NOVEMBER	2,135	6.3	5.2
DECEMBER	2,397	4.7	4.9
TOTAL	24,386	5.9266	6.0853

PRIORITY CALLS FOR SERVICE

	TOTAL CALLS	AVG. MIN. CALL HELD	AVG. RESPONSE TIME
JANUARY	19	3.1	5.2
FEBRUARY	28	2.5	5.8
MARCH	32	2.7	5.6
APRIL	27	2.8	6.3
MAY	27	2.8	6.5
JUNE	21	2.5	7.1
JULY	30	3.2	3.8
AUGUST	35	3.0	6.2
SEPTEMBER	14	1.9	7.5
OCTOBER	31	4.5	4.4
NOVEMBER	16	1.6	3.9
DECEMBER	31	2.1	7.3
TOTAL	311	2.8135	5.7717

TOTAL CALLS FOR SERVICE

	TOTAL CALLS	AVG. MIN. CALL HELD	AVG. RESPONSE TIME
JANUARY	1,796	6.3	6.6
FEBRUARY	1,739	6.5	7.1
MARCH	1,961	6.5	6.2
APRIL	1,958	6.0	6.2
MAY	2,289	5.6	6.2
JUNE	2,057	6.4	6.3
JULY	2,134	5.5	6.1
AUGUST	2,058	6.0	6.6
SEPTEMBER	1,975	5.8	5.8
OCTOBER	2,151	5.5	6.1
NOVEMBER	2,151	6.2	5.2
DECEMBER	2,428	4.7	4.9
TOTAL	24,697	5.8874	6.0814

TOTAL CALLS FOR SERVICE

VIOLATIONS AND CITATIONS

2008

City of Bowie

	MOVING VIOLATIONS	MOVING VIOLATION WARNINGS	DUI ARRESTS	PARKING CITATIONS
JANUARY	0			
FEBRUARY	2			
MARCH	2		1	
APRIL	37	57		
MAY	167	123	1	
JUNE	176	245		
JULY	134	160		8
AUGUST	79	130		10
SEPTEMBER	130	151	3	4
OCTOBER	45	63	1	14
NOVEMBER	118	47		19
DECEMBER	160	71		24
TOTAL	1366	1047	6	80

2008 YTD	MOVING VIOLATIONS	MOVING VIOLATION WARNINGS	PARKING CITATIONS
TOTAL	1366	1047	80

TOTAL CALLS FOR SERVICE

	TOTAL CALLS	AVG. MIN. CALL HELD	AVG. RESPONSE TIME
JANUARY	2,253	5.1	5.0
FEBRUARY	2,118	4.7	5.0
MARCH	2,173	4.6	5.2
APRIL	2,151	4.8	5.2
MAY	2,366	5.3	5.3
JUNE	2,167	4.4	5.2
JULY	2,412	3.8	4.7
AUGUST	2,418	4.3	4.9
SEPTEMBER	2,522	3.7	4.3
OCTOBER	2,332	3.8	5.0
NOVEMBER	2,319	3.3	4.3
DECEMBER	2,299	3.4	4.7
TOTAL	27,589	4.26	4.88

YEAR TO DATE REPORT
 (On scene Time- Dispatch Time-Incident Time)
 2009
 City of Bowie

NON-PRIORITY CALLS FOR SERVICE

	TOTAL CALLS	AVG. MIN. CALL HELD	AVG. RESPONSE TIME
JANUARY	2,225	5.2	5.0
FEBRUARY	2,088	4.8	5.0
MARCH	2,154	4.7	5.2
APRIL	2,129	4.8	5.2
MAY	2,366	5.3	5.3
JUNE	2,167	4.4	5.2
JULY	2,412	3.8	4.7
AUGUST	2,418	4.3	4.9
SEPTEMBER	2,507	3.7	4.3
OCTOBER	2,315	3.8	5.0
NOVEMBER	2,296	3.3	4.2
DECEMBER	2,273	3.4	4.7
TOTAL	27,350	4.27	4.88

PRIORITY CALLS FOR SERVICE

	TOTAL CALLS	AVG. MIN. CALL HELD	AVG. RESPONSE TIME
JANUARY	28	2.4	4.3
FEBRUARY	30	3.4	4.1
MARCH	19	2.1	4.6
APRIL	22	3.5	4.7
MAY	14	2.5	5.9
JUNE	10	2.6	4.7
JULY	21	2.5	4.9
AUGUST	14	2.6	6.4
SEPTEMBER	15	1.8	4.8
OCTOBER	17	2.6	8.0
NOVEMBER	23	2.2	7.8
DECEMBER	26	3.9	5.8
TOTAL	239	2.76	5.62

VIOLATIONS AND CITATIONS
2009
City of Bowie

	MOVING VIOLATIONS	MOVING VIOLATION WARNINGS	ERO	PARKING CITATIONS
JANUARY	105	40		36
FEBRUARY	293	74		33
MARCH	269	43		21
APRIL	201	62		22
MAY	339	74	3	50
JUNE	288	86	42	114
JULY	302	44	72	89
AUGUST	247	54	109	45
SEPTEMBER	452	151	118	87
OCTOBER	325	89	86	37
NOVEMBER	360	63	89	53
DECEMBER	296	75	78	37
TOTAL	3,117	762	508	624

2009 YTD	MOVING VIOLATIONS	MOVING VIOLATION WARNINGS	ERO	PARKING CITATIONS
TOTAL	3,117	762	508	624

YEAR TO DATE REPORT
 (On scene Time- Dispatch Time-Incident Time)
 2010
 City of Bowie

NON-PRIORITY CALLS FOR SERVICE

	TOTAL CALLS	AVG. MIN. CALL HELD	AVG. RESPONSE TIME
JANUARY	2,225	5.2	5.0
FEBRUARY			
MARCH			
APRIL			
MAY			
JUNE			
JULY			
AUGUST			
SEPTEMBER			
OCTOBER			
NOVEMBER			
DECEMBER			
TOTAL	2,225	5.2	5.0

PRIORITY CALLS FOR SERVICE

	TOTAL CALLS	AVG. MIN. CALL HELD	AVG. RESPONSE TIME
JANUARY	28	2.4	4.3
FEBRUARY			
MARCH			
APRIL			
MAY			
JUNE			
JULY			
AUGUST			
SEPTEMBER			
OCTOBER			
NOVEMBER			
DECEMBER			
TOTAL	28	2.4	4.3

TOTAL CALLS FOR SERVICE

	TOTAL CALLS	AVG. MIN. CALL HELD	AVG. RESPONSE TIME
JANUARY	2,253	5.1	5.0
FEBRUARY			
MARCH			
APRIL			
MAY			
JUNE			
JULY			
AUGUST			
SEPTEMBER			
OCTOBER			
NOVEMBER			
DECEMBER			
TOTAL	2,253	5.1	5.0







VIOLATIONS AND CITATIONS
2010
City of Bowie

	MOVING VIOLATIONS	MOVING VIOLATION WARNINGS	ERO	PARKING CITATIONS
JANUARY	291	55	126	32
FEBRUARY				
MARCH				
APRIL				
MAY				
JUNE				
JULY				
AUGUST				
SEPTEMBER				
OCTOBER				
NOVEMBER				
DECEMBER				
TOTAL	291	55	126	32

2010 YTD	MOVING VIOLATIONS	MOVING VIOLATION WARNINGS	ERO	PARKING CITATIONS
TOTAL	291	55	126	32

**Prince George's County Police Department
27589 Total Calls for Service - January thru December 2009
in City of Bowie**

Legend - Major Crimes Only

-  HOMICIDES - 0
-  RAPES - 3
-  CARJACKINGS - 0
-  ROBBERIES - 36 (31 Citizen, 5 Residential)
-  ROBBERIES (Commercial) - 17
-  ASSAULTS - 78
-  BURGLARIES - 215
-  STOLEN VEHICLES - 115
-  THEFTS - 496
-  THEFTS FROM AUTO - 336
-  CDS CALLS - 132

Note: When more than one incident occurred at the same location, symbol may not be visible as they will overlap one another.

